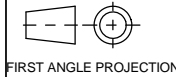


A2 INSTALLATION DRAWING

If this document is printed in hardcopy, it is for information use only and therefore is not subject to updating controls. Always refer to viewer for latest issue.



THIS DRAWING IS CONFIDENTIAL AND IS SUPPLIED ON THE EXPRESS CONDITION THAT IT SHALL NOT BE LOANED OR COPIED OR DISCLOSED TO ANY OTHER PERSON OR USED FOR ANY OTHER PURPOSE WITHOUT THE WRITTEN CONSENT OF AP RACING LTD.



AP Racing
Wheler Road
Coventry
CV3 4LB

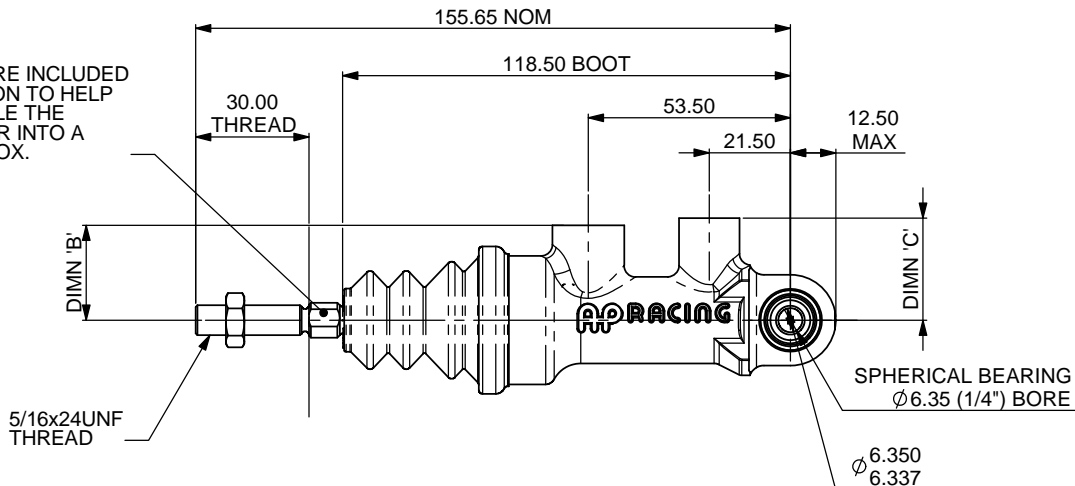
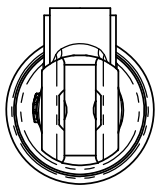
Tel: +44 024 7663 9595
Fax: +44 024 7663 9559
e-mail: sales@apracings.co.uk

© AP Racing Ltd. 2005

Web site: http://www.apracings.com

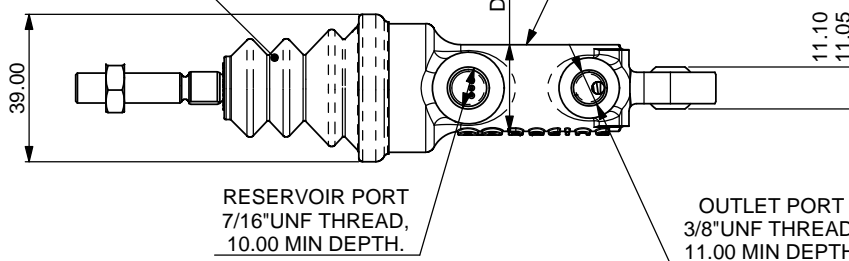
Issue No.	Alterations		Zone	Initials
	Date & No.	Particulars		
1	12/11/08 B5253	FIRST ISSUE	#	DRA
2	18/02/09 B5253	CHARTS FULLY POPULATED WITH PART NUMBERS	#	DRA
3	10/03/2011	'C' & 'B' DIMENSIONS ADDED.	#	CDA
4	02/01/14 B6970	PISTON SEAL DETAILS CHANGED TO D SECTION SEAL	SH2 10D	SAT
5	30/07/15 B7361	TYPICAL WEIGHT RANGE CORRECTED WAS 280-293g	2C	DW

FLATS ARE INCLUDED ON PISTON TO HELP ASSEMBLE THE CYLINDER INTO A PEDAL BOX.



RUBBER BOOT IS INCLUDED FOR DEBRIS PROTECTION. SPARES ARE AVAILABLE, CP5854-104.

EACH PART WILL BE LASER MARKED WITH SIZE, PART No. AND SERIAL No.



GENERAL DESCRIPTION

A HIGH EFFICIENCY SINGLE CIRCUIT STRUT TYPE MASTER CYLINDER, SPHERICAL BEARING MOUNTING. SIZES RANGING FROM 14.0mm TO 7/8 inch WITH 30.0mm STROKE, AND 15/16 inch TO 1 inch WITH 28.0mm STROKE. ALSO INCLUDES A RUBBER BOOT TO PROTECT THE CYLINDER FROM DUST AND DEBRIS.

NOTE:

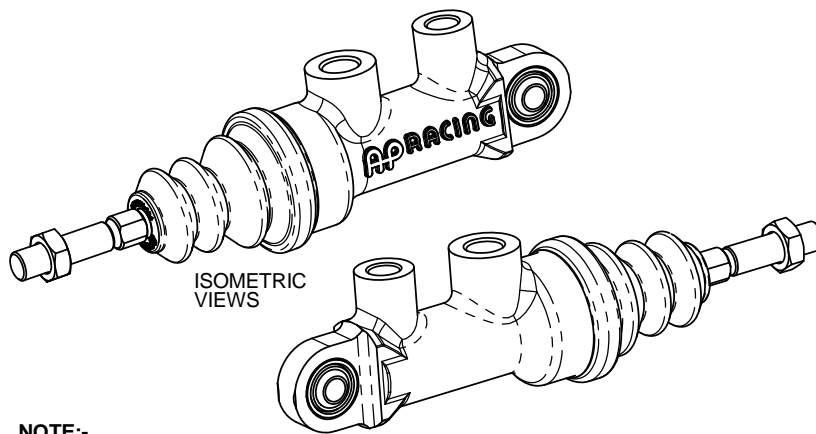
TO ACHIEVE THE BEST POSSIBLE PEDAL, IT IS IMPORTANT TO ENSURE ALL TRAPPED AIR IS REMOVED. CYLINDERS ARE SHIMMED DURING ASSEMBLY TO GIVE THE OPTIMUM CUT-OFF TRAVEL. AS A RESULT, PUSH RODS & SHIMS MUST NOT BE EXCHANGED BETWEEN CYLINDER REPLACEMENT. SEAL KITS ARE AS LISTED BELOW.

TECHNICAL DATA:

BODY MATERIAL - ALUMINIUM ALLOY
TRAVEL TO CUT-OFF - 0.48 TO 0.63 (0.019" - 0.025")
HYDRAULIC THREADS - INLET 7/16"UNF
OUTLET 3/8"UNF
TYPICAL WEIGHT RANGE - APPROX 169-198g DEPENDING ON BORE SIZE.

AVAILABLE SIZES

PART No.	BORE SIZE	STROKE	DIAM 'A'	DIMN 'B'	DIMN 'C'	REPAIR KIT
CP7855-88PRTE	14.0mm (0.55")	30.00	22.92	25.10	27.00	CP7855-88RK
CP7855-89PRTE	15.0mm (0.59")	30.00	22.92	25.10	27.00	CP7855-89RK
CP7855-90PRTE	15.8mm (5/8")	30.00	22.92	25.10	27.00	CP7855-90RK
CP7855-905PRTE	16.8mm (0.66")	30.00	22.92	25.10	27.00	CP7855-905RK
CP7855-91PRTE	17.8mm (0.70")	30.00	22.92	25.10	27.00	CP7855-91RK
CP7855-92PRTE	19.1mm (3/4")	30.00	22.92	25.10	27.00	CP7855-92RK
CP7855-93PRTE	20.6mm (13/16")	30.00	29.25	28.10	30.00	CP7855-93RK
CP7855-94PRTE	22.2mm (7/8")	30.00	29.25	28.10	30.00	CP7855-94RK
CP7855-95PRTE	23.8mm (15/16")	28.00	29.25	28.10	30.00	CP7855-95RK
CP7855-96PRTE	25.4mm (1")	28.00	29.25	28.10	30.00	CP7855-96RK

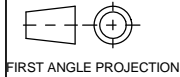


NOTE:- AN OPTIONAL TRAVEL SENSOR KIT TO SUIT THIS CYLINDER IS AVAILABLE UNDER THE PART No. CP5854-10. FOR INSTALLATION DATA SEE DRAWING CP5854-10CD.

SCALE 1:1	SHEET 1 OF 2
DRAWN	D.ARROWSMITH
APPROVED	
DERIVED FROM	
TITLE SPHERICAL BEARING MOUNTING MASTER CYLINDER	
DRG NO.	CP7855-1CD

A2 INSTALLATION DRAWING

If this document is printed in hardcopy, it is for information use only and therefore is not subject to updating controls. Always refer to viewer for latest issue.



THIS DRAWING IS CONFIDENTIAL AND IS SUPPLIED ON THE EXPRESS CONDITION THAT IT SHALL NOT BE LOANED OR COPIED OR DISCLOSED TO ANY OTHER PERSON OR USED FOR ANY OTHER PURPOSE WITHOUT THE WRITTEN CONSENT OF AP RACING LTD.



AP Racing
Wheler Road
Coventry
CV3 4LB

Tel: +44 024 7663 9595
Fax: +44 024 7663 9559
e-mail: sales@apracing.co.uk

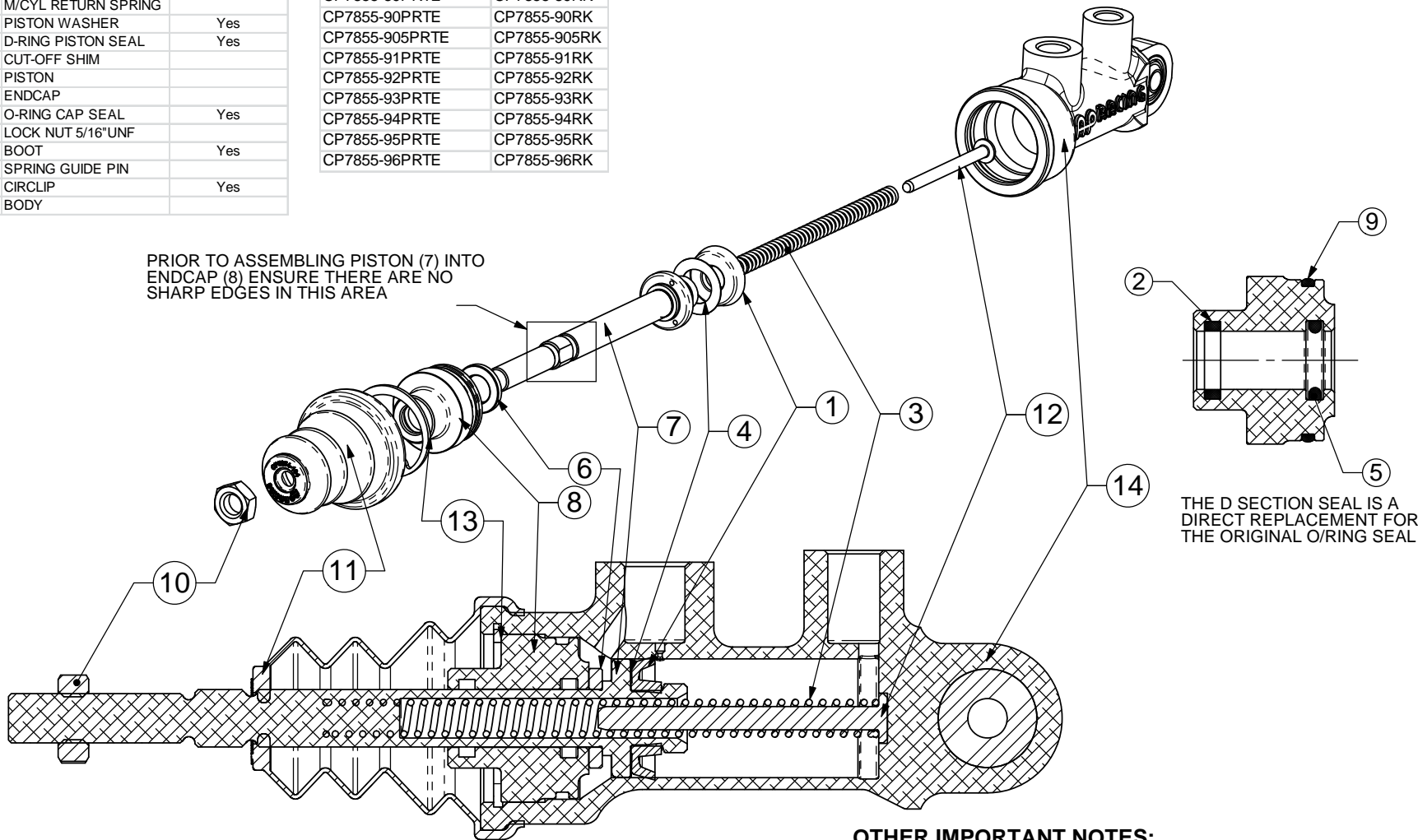
© AP Racing Ltd. 2005

Web site: <http://www.apracing.com>

REF	DESCRIPTION	INCLUDED WITH REPAIR KIT
1	PRIMARY SEAL	Yes
2	SLYDRING BEARING	Yes
3	M/CYL RETURN SPRING	
4	PISTON WASHER	Yes
5	D-RING PISTON SEAL	Yes
6	CUT-OFF SHIM	
7	PISTON	
8	ENDCAP	
9	O-RING CAP SEAL	Yes
10	LOCK NUT 5/16"UNF	
11	BOOT	Yes
12	SPRING GUIDE PIN	
13	CIRCLIP	Yes
14	BODY	

MASTER CYLINDER PART NUMBER	REPAIR KIT
CP7855-88PRTE	CP7855-88RK
CP7855-89PRTE	CP7855-89RK
CP7855-90PRTE	CP7855-90RK
CP7855-905PRTE	CP7855-905RK
CP7855-91PRTE	CP7855-91RK
CP7855-92PRTE	CP7855-92RK
CP7855-93PRTE	CP7855-93RK
CP7855-94PRTE	CP7855-94RK
CP7855-95PRTE	CP7855-95RK
CP7855-96PRTE	CP7855-96RK

PRIOR TO ASSEMBLING PISTON (7) INTO ENDCAP (8) ENSURE THERE ARE NO SHARP EDGES IN THIS AREA



THE D SECTION SEAL IS A DIRECT REPLACEMENT FOR THE ORIGINAL O-RING SEAL

OTHER IMPORTANT NOTES:

- ENSURE BORE IS FREE FROM DEBRIS.
- LUBRICATE SEALS AND BORE WITH BRAKE FLUID PRIOR TO ASSEMBLY.
- CARE MUST BE TAKEN WHEN ASSEMBLING SEALS AS DAMAGE MAY BE CAUSED.
- THE CHANGING OF INTERNAL COMPONENTS OF THE MASTER CYLINDER IN RARE CASES, MAY ALTER THE DISTANCE TO CUT-OFF. IF YOU ARE UNABLE TO BLEED THE CYLINDER AFTER A SEAL CHANGE, PLEASE CONSULT AP RACING. ALSO ENSURE THAT ANY PARTS THAT HAVE BEEN DISASSEMBLED ARE KEPT WITH THE RIGHT CYLINDER AND ARE NOT MIXED.

Issue No.	Alterations		Zone	Initials
	Date & No.	Particulars		
-	-	SEE SHEET 1 FOR ISSUE INFORMATION.	-	-

SCALE 1:1	SHEET 2 OF 2
DRAWN	D.ARROWSMITH
APPROVED	
DERIVED FROM	
TITLE SPHERICAL BEARING MOUNTING MASTER CYLINDER	
DRG NO.	CP7855-1CD