

A1 INSTALLATION DRAWING

IF THIS DOCUMENT IS PRINTED IN HARDCOPY, IT IS FOR INFORMATION USE ONLY AND THEREFORE IS NOT SUBJECT TO UPDATING CONTROLS. ALWAYS REFER TO SOLIDWORKS VIEWER FOR LATEST ISSUE



THIS DRAWING IS CONFIDENTIAL AND IS SUPPLIED ON THE EXPRESS CONDITION THAT IT SHALL NOT BE LOANED OR COPIED OR DISCLOSED TO ANY OTHER PERSON OR USED FOR ANY OTHER PURPOSE WITHOUT THE WRITTEN CONSENT OF AP RACING LTD.



AP Racing
Wheler Road
Coventry
CV3 4LB

Tel: +44 (0) 24 7663 9595
Fax: +44 (0) 24 7663 9559
e-mail: engineering@apracings.co.uk
Web site: http://www.apracings.com

© AP Racing Ltd. 2005

DISC PART NUMBERS

CP3781-2142 RH AS DRAWN
CP3781-2143 LH OPPOSITE

THIS IS A 48 VANE DISC OF MASS 5.3 Kg

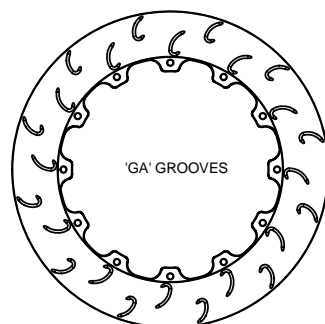
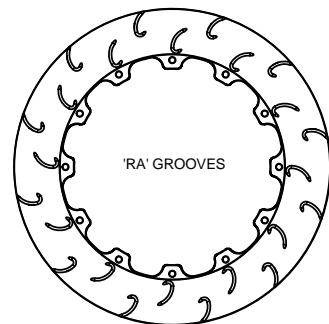
DESIGNED TO WORK WITH A D50 DEPTH PAD

SUFFIX TO DISC PART NUMBERS:-

SUFFIX DETAILS

P PLAIN (NO GROOVES)
CGnn CURVED GROOVES AS SHOWN, VALUE nn PER FACE.
eg CG8 MEANS 8 CURVED GROOVES PER FACE.
GA HOOKED GROOVES (12 SETS OF 2 GROOVES PER FACE)
RA HOOKED GROOVES (OUTER GROOVES BREAK OUT OF O/DIA)

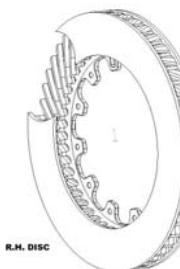
FOR DISC MOUNTING TECHNIQUES, BEDDING PROCEDURE AND DISC COOLING RECOMMENDATIONS SEE AP RACING BRAKE DISC CATALOGUE.



DISC INSTALLATION

DISC ROTATION

DISC ROTATION



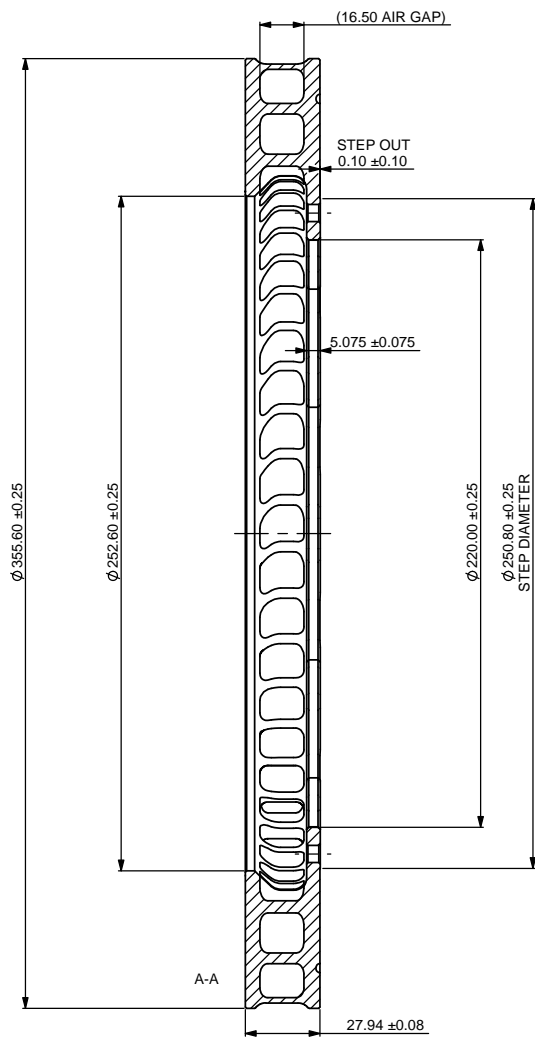
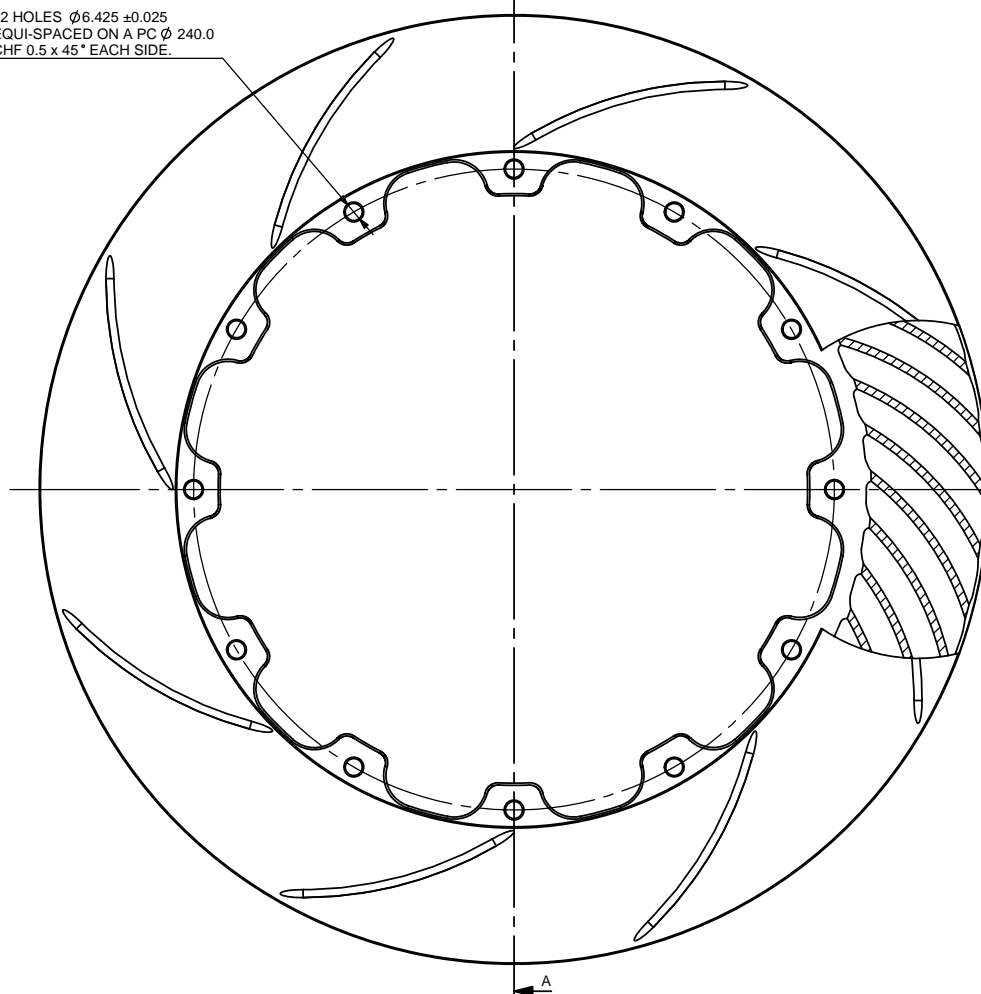
L.H. DISC

R.H. DISC

↑
VEHICLE DIRECTION

DISC ROTATION

12 HOLES $\phi 6.425 \pm 0.025$
EQUI-SPACED ON A PC $\phi 240.0$
CHF $0.5 \times 45^\circ$ EACH SIDE.



Issue No.	Alterations		Zone	Initials
	Date & No.	Particulars		
1	10/12/02 B3530	CURRENT ISSUE	#	DRA
2	23/08/05 B4350	UPDATED TO SHOW GA AND RA VERSIONS	#	DRA
3	19/05/08 B4460: ID106	0.20/0.00 STEP OUT ADDED $\phi 250.8$ STEP DIA ADDED	#	DRA

SCALE 1:1	SHEET 1 OF 1
DRAWN	D.ARROWSMITH
APPROVED	
DERIVED FROM	
TITLE	
$\phi 355.6 \times 28.0$ VENTED DISC	
DRG NO.	CP3781-2142 / 2143 CD