

# A1 INSTALLATION DRAWING

IF THIS DOCUMENT IS PRINTED IN HARDCOPY, IT IS FOR INFORMATION USE ONLY AND THEREFORE IS NOT SUBJECT TO UPDATING CONTROLS. ALWAYS REFER TO SOLIDWORKS VIEWER FOR LATEST ISSUE



THIS DRAWING IS CONFIDENTIAL AND IS SUPPLIED ON THE EXPRESS CONDITION THAT IT SHALL NOT BE LOANED OR COPIED OR DISCLOSED TO ANY OTHER PERSON OR USED FOR ANY OTHER PURPOSE WITHOUT THE WRITTEN CONSENT OF AP RACING LTD.



AP Racing  
Wheler Road  
Coventry  
CV3 4LB

Tel: +44 (0) 24 7663 9595  
Fax: +44 (0) 24 7663 9559  
e-mail: [engineering@apracings.com](mailto:engineering@apracings.com)  
Web site: <http://www.apracings.com>

© AP Racing Ltd. 2005

### DISC PART NUMBERS

CP3836-2048 RH OPPOSITE  
CP3836-2049 LH AS DRAWN

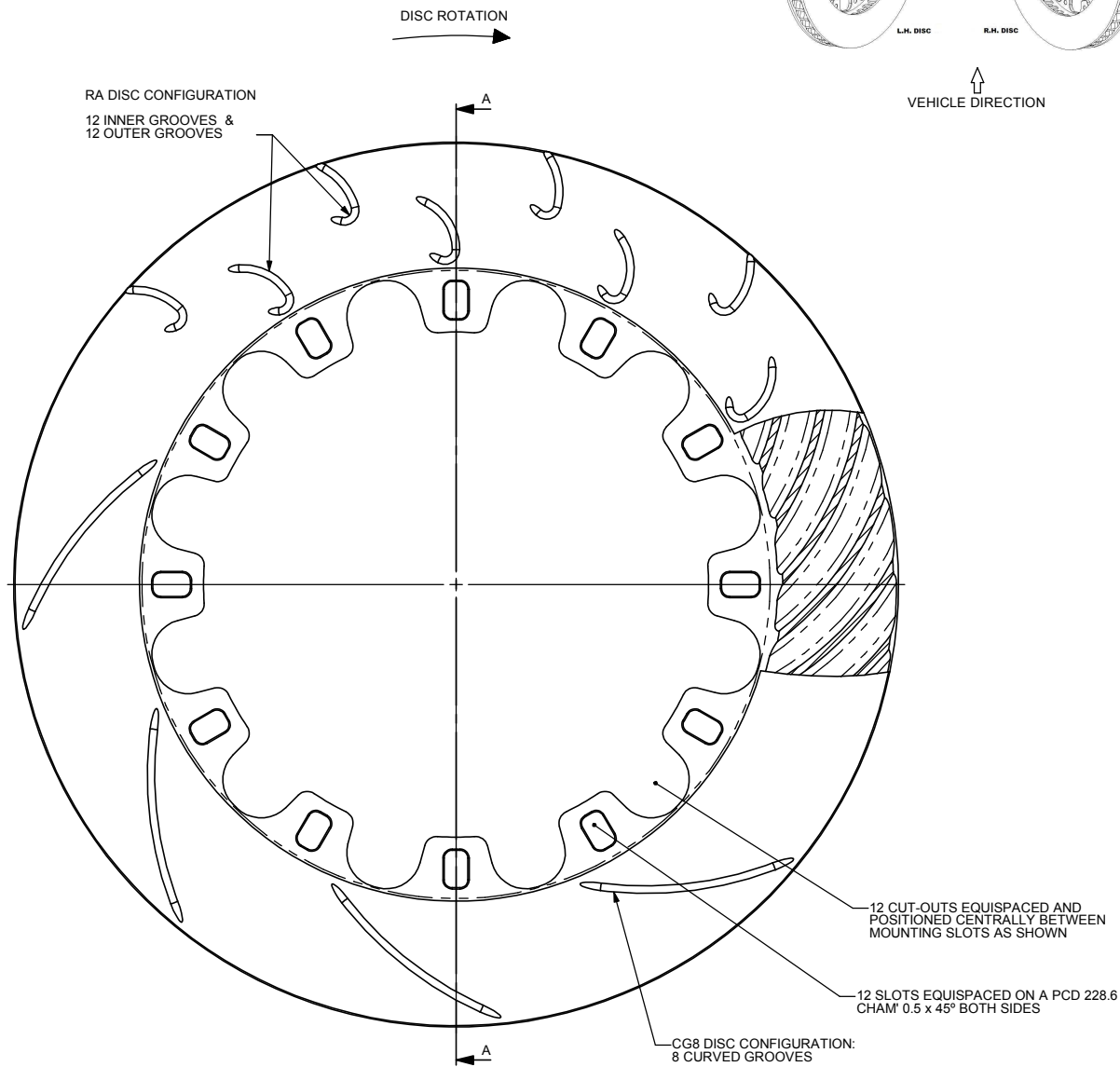
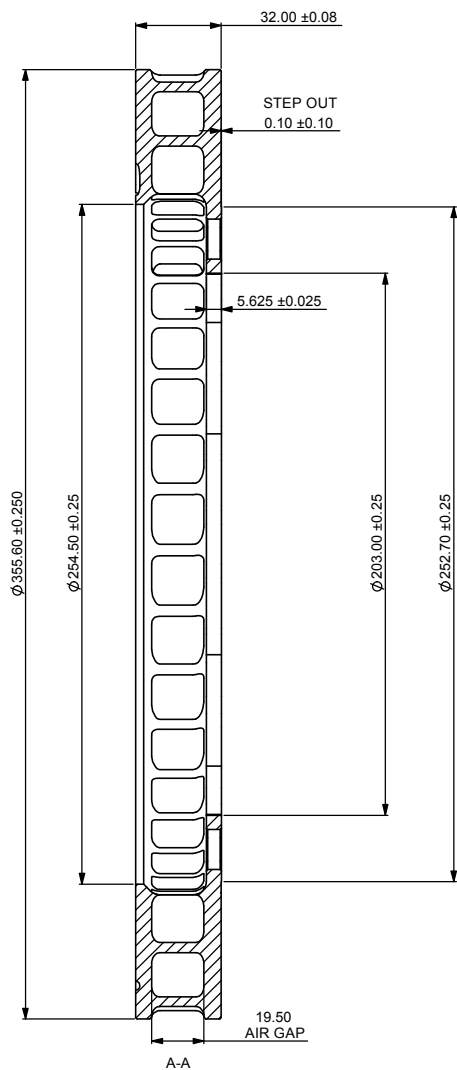
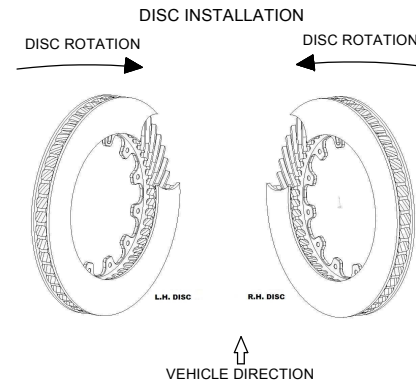
THIS IS A 36 VANE DISC OF MASS 5748.65Kg

### SUFFIX TO DISC PART NUMBERS

SUFFIX DETAILS  
P PLAIN (NO GROOVE)  
CG'nn' CURVED GROOVES AS SHOWN, VALUE nn PER FACE, E.G. CG8 MEANS 8 CURVED GROOVES PER FACE AS SHOWN  
RA 2 SETS OF 12 J HOOK GROOVES AS SHOWN BREAKING THROUGH OD AS SHOWN

THIS DISC WAS DESIGNED FOR USE WITH D49 DEPTH PADS & CP2494-589MJ BOBBINS

FOR DISC MOUNTING TECHNIQUES, BEDDING PROCEDURE AND DISC COOLING RECOMMENDATION SEE BRAKE CALIPER CATALOGUE



ISSUE NO.	Alterations		Zone	Initials
	Date & No.	Particulars		
1	21/01/04 B3839	FIRST ISSUE		
2	24/08/06 B4460;ID34	0.00/0.20 STEP OUT ADDED Ø252.7 ADDED		

SCALE 1:1	SHEET 1 OF 1
DRAWN	IAN MORRISH
APPROVED	
DERIVED FROM	CP5772-1134~5
TITLE	
VENTED DISC	
Ø355.60 x 32.0	
DRG NO.	CP3836-2048~9CD